




WA-2

Manual



RESET button



Wi-Fi Water Alarm

Model: WA-2

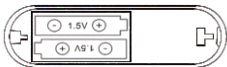
Thank you for purchasing this water alarm with app connection to TUYA via 2.4 GHz Wi-Fi.

Commissioning

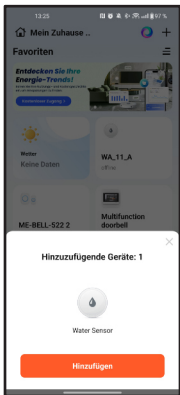
1. Slide the mounting bracket upwards and remove it. Then insert the batteries.



2. Insert the batteries into the battery compartment, observing the diagram in the battery compartment. After both batteries have been inserted, the indicator first lights up continuously and then goes out.



3. Download the TUYA app from the Apple App Store or Google Play Store.
4. First switch on Bluetooth on your mobile phone and open the TUYA app.
5. Press and hold the RESET button for more than 5 seconds until the LED flashes.
6. The app then displays "Devices to be added: 1" with Water Sensor. Tap "Add".



7. Enter the access data for your Wi-Fi network and tap "Next".



The screenshot shows a mobile application interface for entering WLAN information. At the top right, there is a close button (X). The main heading is "WLAN-Informationen eingeben". Below it, a subtitle reads "Wählen Sie das Gerät für Wi-Fi aus und geben Sie das Kennwort ein". There are two input fields: "Ihr WLAN" with a Wi-Fi icon and a blue link "WLAN auswählen", and "WLAN Passwort" with a lock icon and a visibility icon. At the bottom, there is a large orange button labeled "Weiter".

WLAN-Informationen eingeben

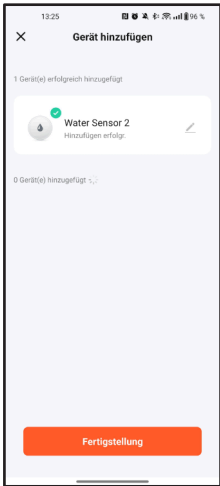
Wählen Sie das Gerät für Wi-Fi aus und geben Sie das Kennwort ein

Ihr WLAN [WLAN auswählen](#)

WLAN Passwort

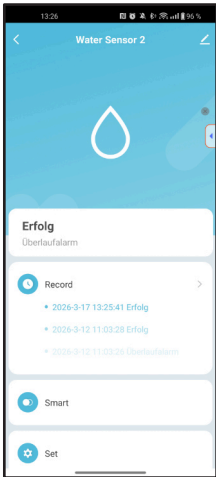
Weiter

8. Wait briefly until the water alarm has been added and finally tap "Done".

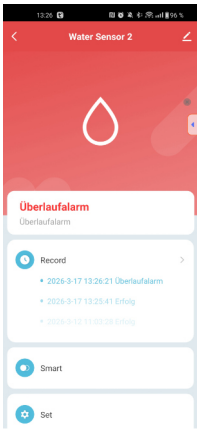


Water alarm in "Normal" status

Tap "Smart" to set up automatic linking with other devices. Tap "Set" to make further settings.



Water alarm in "Alarm" status



Settings

Share devices

You can share the added devices with your family members so that they can also monitor the environmental conditions.

Smart linking

When the water sensor is triggered, it can be linked so that a Tuya Smart light switches on.

Battery life

The more often the water sensor is triggered, the shorter the battery life. (Battery life depends on the number of times the sensor is triggered.)

Alarm volume

High, Medium, Low or Mute (selectable in the app)

Alarm duration

Adjustable from 30 s to 180 s in the app.

Technical data

- Battery type: alkaline batteries (2 × 1.5 V AAA)
- Standby current: $\leq 18 \mu\text{A}$
- Alarm current: $\leq 100 \text{ mA}$
- Sound level: 80 dB (within 1 m)
- With low-battery warning function via the app
- Operating temperature: $-10 \text{ }^{\circ}\text{C}$ to $55 \text{ }^{\circ}\text{C}$
- Operating humidity: 10 % to 90 % RH
- Wi-Fi: IEEE 802.11 b/g/n, 2.4 GHz < 100 mW

NOTES

Exposure to strong static, electrical or high-frequency fields (discharges, mobile phones, radio systems, cell phones, microwaves) may impair the function of the device(s).

Cleaning and care

Disconnect mains-operated devices from the mains before cleaning (pull out the plug). The surface of the housing can be cleaned with a soft cloth moistened with soapy water. Do not use abrasive cleaners or chemicals. Remove dust deposits from ventilation slots only with a brush and, if necessary, vacuum them off with a vacuum cleaner. Do not hold the suction nozzle directly against the device.

SAFETY INFORMATION

Damage caused by failure to observe these operating instructions will void the warranty. We accept no liability for consequential damage!

We accept no liability for material damage or personal injury caused by improper handling or failure to observe the safety information. In such cases, all warranty claims are void!

For safety and approval reasons (CE), unauthorized conversion and/or modification of the product is not permitted.

The design of the product corresponds to protection class 1. Only a properly installed mains socket (230 V~/50 Hz) of the public supply network may be used as the voltage source.

Devices operated on mains voltage must be kept out of the reach of children. Therefore exercise particular caution in the presence of children.

Do not dismantle the product! There is a risk of a life-threatening electric shock! Do not leave packaging material lying around carelessly; plastic films/bags, polystyrene parts, etc. could become dangerous toys for children.

Handle the product with care - impacts, blows or falls from even a low height will damage it.

Consult a specialist if you have any doubts about the operation, safety or connection of the device.

WARRANTY information

This product is warranted to be free from defects in materials and workmanship for a period of 2 years from the date of purchase. This applies only if the device is used in the usual manner and maintained regularly. The obligations under this warranty are limited to the repair or reinstallation of any part of the device and apply only on condition that no unauthorized modifications or attempted repairs have been made.

Your statutory rights as a customer are not affected in any way by this warranty.

Please note!

There is no entitlement to warranty in the following cases, among others:

- Operating errors
- External interference/influences
- Mechanical damage
- Moisture damage
- No proof of warranty (purchase receipt)

Damage caused by failure to observe these operating instructions will void the warranty.

We accept no liability for consequential damage! We accept no liability for material damage or personal injury caused by improper handling or failure to observe the safety information. In such cases, all warranty claims are void!

Limitation of liability

The manufacturer is not liable for loss or damage of any kind, including incidental or consequential damage, resulting directly or indirectly from a malfunction of this product.

The manufacturer has no influence over the operating systems of the devices to which the necessary app has been downloaded, which may lead to a functional failure. The manufacturer cannot accept any responsibility for this.

To ensure proper function, a test must be carried out at regular intervals of six months. In addition, proper function of this model requires that the system requirements for alarm notification or calls via the Internet are met and that it is permanently ensured that the required app is at the latest revision level. The latter requires every software upgrade of your smartphone to be carried out. Any claims against the manufacturer require compliance with the above conditions.

These operating instructions are a publication of

Protector GmbH
An den Kolonaten 37
26160 Bad Zwischenahn

These operating instructions correspond to the technical status at the time of printing. Subject to changes in technology and equipment.

PROTECTOR GmbH hereby declares that this device complies with the following directives:

RoHS 2011/65/EU

RED 2014/53/EU

The DECLARATION OF CONFORMITY can be accessed at the following address:

<https://protector24.de/download/ce/WA-2ce.pdf>



protector24.de

This document is available in German, English, French, Dutch, Polish, and Turkish. You can find the different language versions at the following link:

This document is available in German, English, French, Dutch, Polish, and Turkish. You can find the different language versions at the following link:

Ce document est disponible en allemand, anglais, français, néerlandais, polonais et turc. Vous trouverez les différentes versions linguistiques au lien suivant :

Dit document is beschikbaar in het Duits, Engels, Frans, Nederlands, Pools en Turks. U vindt de verschillende talen via de volgende link:

Ten dokument jest dostępny w językach: niemieckim, angielskim, francuskim, niderlandzkim, polskim i tureckim. Poszczególne wersje językowe można znaleźć pod następującym linkiem:

Bu belge Almanca, İngilizce, Fransızca, Hollandaca, Lehçe ve Türkçe dillerinde mevcuttur. Farklı dil sürümlerini aşağıdaki bağlantıda bulabilirsiniz:



<https://protector24.de/wassermelder/WA-2-Anleitung>